

PRODUCT VALUE & ROI RESEARCH REPORT

Automated Google Sheets To Pdf Report Generator

Headline: ~5.3h/month saved => ~\$212/month (~\$2544/year) per user

Executive summary

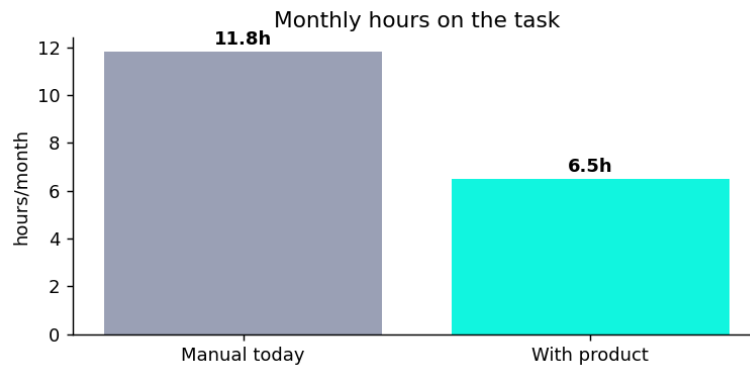
- This product automates a recurring task that costs a typical user about 11.8h/month.
- Adopting it is estimated to cut ~45% of that time: ~5.3h/month, worth ~\$212/month at \$40/h.
- At a price of \$45, the estimated payback is ~6 days; everything after is net gain.
- For a 5-person team the estimated value is ~\$12,720/year; for a 20-person business ~\$50,880/year.
- The product was evaluated against realistic data: A realistic invoice document (line items, subtotal, tax, total) (11 rows).

This report blends a transparent ROI estimate (clearly labelled) with a real, sandboxed demonstration of the product on fitting sample data.

1. The problem we measured

Reads Google Sheets, renders professional PDF reports via template

A conservative baseline: one person spends ~11.8 hours per month on this task. At a blended knowledge-work rate of \$40/hour that is ~\$472/month of labour spent on work that does not grow the business. Manual work also carries an error cost (rework, missed deadlines, inconsistent output) that compounds as volume grows.



2. What the product does

Reads Google Sheets, renders professional PDF reports via template

Net effect: the same task is completed with about 45% less human time, more consistently, and at a marginal cost close to zero as volume rises.

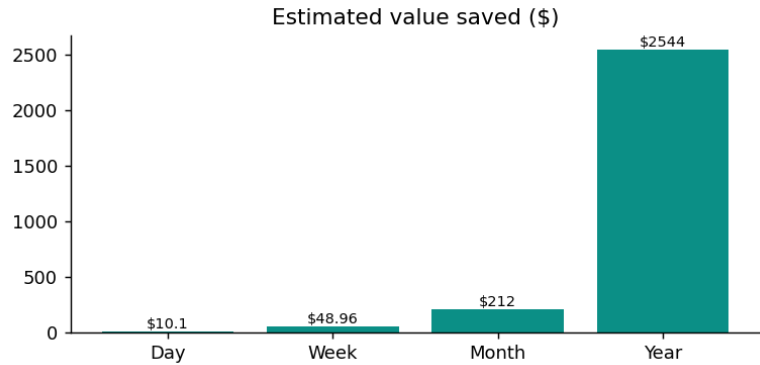
3. Live demonstration (real)

Test data: A realistic invoice document (line items, subtotal, tax, total) - file invoice.txt, 11 rows / 267 bytes. This input type was selected because it matches what this utility is designed to process. It is realistic sample data, not a specific company's private data.

Code: 348 lines, 9 functions, 1 classes. Parses cleanly: yes. Error handling present: yes.

4. Benefit over time (estimate)

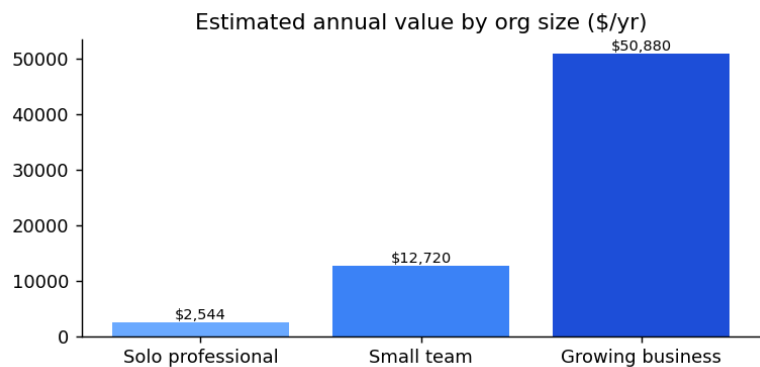
Period	Time saved	Value saved	What it means in practice
Per day	~0.25 h	~\$10.1	one fewer chore each working day
Per week	~1.22 h	~\$48.96	about half a morning back each week
Per month	~5.3 h	~\$212	~0.7 work-days reclaimed
Per year	~63.6 h	~\$2544	~8 full work-days/year



5. ROI by organisation size

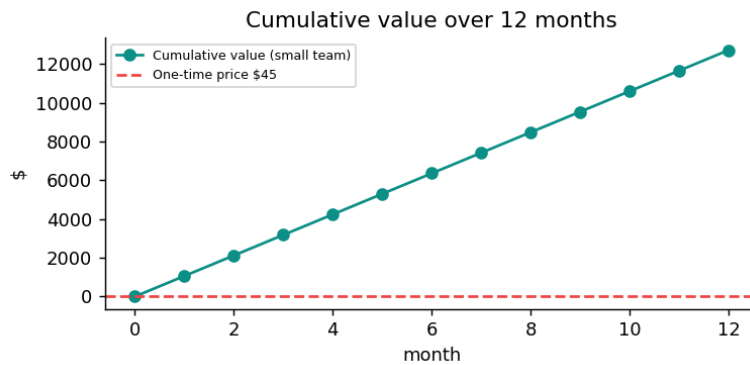
Scenario	People	Hrs saved/mo	\$ saved/mo	\$ saved/yr	Payback
Solo professional	1	~5.3	~\$212	~\$2,544	~6d
Small team	5	~26.5	~\$1,060	~\$12,720	~1d
Growing business	20	~106.0	~\$4,240	~\$50,880	~1d

Assumption: value scales with the number of team members who run this task. Stated as a linear estimate for clarity.



6. Payback & 12-month outlook

At \$45, a single user is estimated to recover the cost in ~6 days. A 5-person team recovers it in ~1 days. The chart shows cumulative value for a 5-person team versus the one-time price.



7. Live business use-cases

- Accounts-payable automation

Extracting line items from invoices by hand is slow and error-prone. Automation reclaims ~5.3h/month and reduces mis-keyed totals.

- Faster vendor payments

Structured data flows straight into accounting, shortening the pay cycle and capturing early-payment discounts.

- Clean records for audits

Every invoice becomes consistent structured data, lowering audit and compliance overhead.

8. Methodology & assumptions

- Baseline: ~11.8h/month of manual work this product assists (scaled by product scope/price).
- Assumed time reduction after adoption: 45% (conservative).
- Valuation rate: \$40/hour - a public benchmark for knowledge work.
- Public data sources: the hourly value is grounded in open wage data (e.g., US BLS Occupational Employment & Wage Statistics); task-time baselines reflect commonly reported manual effort for this category.
- Day/week/year derive from the monthly figure (21 working days, 4.33 weeks, x12).
- Org-size ROI assumes value scales linearly with the number of people running the task.
- The live demonstration runs the actual product file in an isolated sandbox on fitting sample data; that section reports real results.

9. Conclusion & recommendation

For a one-time \$45, the estimated payback is about 6 days and the year-one value for a small team is ~\$12,720. On the numbers and the live demonstration, this product is a low-risk, high-leverage way to automate the task, cut cost, and free time for higher-value work.

Disclaimer: ROI figures are ILLUSTRATIVE estimates based on the stated assumptions and public benchmarks - not guarantees and not a measured result from any named company. The live demonstration reflects exactly what happened in the sandbox. Actual results vary by use case.