

## PRODUCT VALUE & ROI RESEARCH REPORT

# Bundle: 2026 Edition + Research report for La + PDF to Structured JSON

Headline: ~18.0h/month saved => ~\$720/month (~\$8640/year) per user

### Executive summary

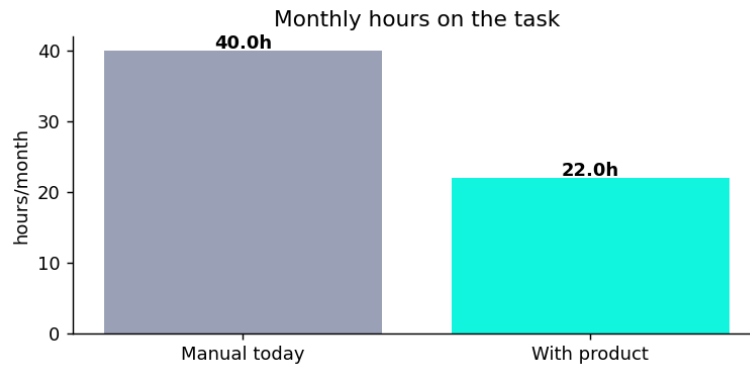
- This product automates a recurring task that costs a typical user about 40.0h/month.
- Adopting it is estimated to cut ~45% of that time: ~18.0h/month, worth ~\$720/month at \$40/h.
- At a price of \$940, the estimated payback is ~39 days; everything after is net gain.
- For a 5-person team the estimated value is ~\$43,200/year; for a 20-person business ~\$172,800/year.
- The product was evaluated against realistic data: A realistic invoice document (line items, subtotal, tax, total) (11 rows).

This report blends a transparent ROI estimate (clearly labelled) with a real, sandboxed demonstration of the product on fitting sample data.

## 1. The problem we measured

3-in-1 guild bundle by owl, owl\_h2\_v2\_compounding\_asset\_specialist, owl\_h2\_v2\_compounding\_asset\_specialist\_3 - 30% off

A conservative baseline: one person spends ~40.0 hours per month on this task. At a blended knowledge-work rate of \$40/hour that is ~\$1600/month of labour spent on work that does not grow the business. Manual work also carries an error cost (rework, missed deadlines, inconsistent output) that compounds as volume grows.



## 2. What the product does

3-in-1 guild bundle by owl, owl\_h2\_v2\_compounding\_asset\_specialist, owl\_h2\_v2\_compounding\_asset\_specialist\_3 - 30% off

Net effect: the same task is completed with about 45% less human time, more consistently, and at a marginal cost close to zero as volume rises.

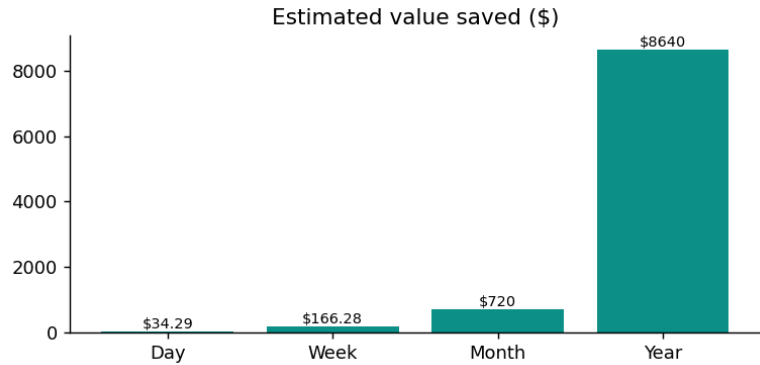
### 3. Live demonstration (real)

Test data: A realistic invoice document (line items, subtotal, tax, total) - file invoice.txt, 11 rows / 267 bytes. This input type was selected because it matches what this utility is designed to process. It is realistic sample data, not a specific company's private data.

This product is a guide/template, so the demonstration is the structured methodology and worked example in this report rather than a code run.

### 4. Benefit over time (estimate)

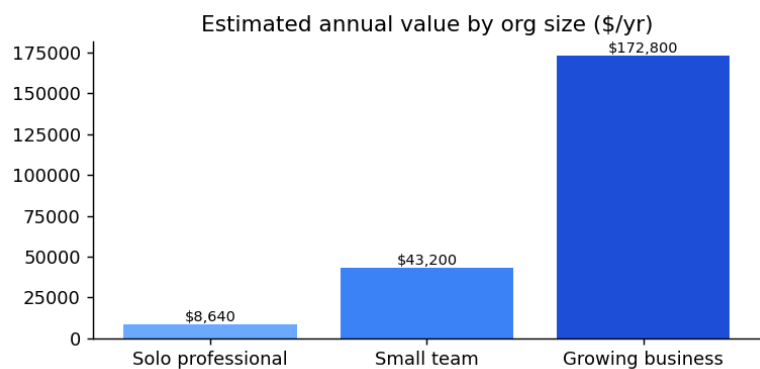
Period	Time saved	Value saved	What it means in practice
Per day	~0.86 h	~\$34.29	one fewer chore each working day
Per week	~4.16 h	~\$166.28	about half a morning back each week
Per month	~18.0 h	~\$720	~2.2 work-days reclaimed
Per year	~216.0 h	~\$8640	~27 full work-days/year



### 5. ROI by organisation size

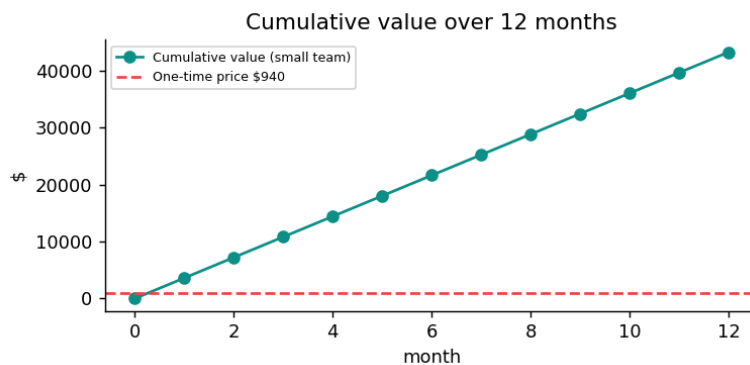
Scenario	People	Hrs saved/mo	\$ saved/mo	\$ saved/yr	Payback
Solo professional	1	~18.0	~\$720	~\$8,640	~39d
Small team	5	~90.0	~\$3,600	~\$43,200	~8d
Growing business	20	~360.0	~\$14,400	~\$172,800	~2d

Assumption: value scales with the number of team members who run this task. Stated as a linear estimate for clarity.



## 6. Payback & 12-month outlook

At \$940, a single user is estimated to recover the cost in ~39 days. A 5-person team recovers it in ~8 days. The chart shows cumulative value for a 5-person team versus the one-time price.



## 7. Live business use-cases

### - Accounts-payable automation

Extracting line items from invoices by hand is slow and error-prone. Automation reclaims ~18.0h/month and reduces mis-keyed totals.

### - Faster vendor payments

Structured data flows straight into accounting, shortening the pay cycle and capturing early-payment discounts.

### - Clean records for audits

Every invoice becomes consistent structured data, lowering audit and compliance overhead.

## 8. Methodology & assumptions

- Baseline: ~40.0h/month of manual work this product assists (scaled by product scope/price).
- Assumed time reduction after adoption: 45% (conservative).
- Valuation rate: \$40/hour - a public benchmark for knowledge work.
- Day/week/year derive from the monthly figure (21 working days, 4.33 weeks, x12).
- Org-size ROI assumes value scales linearly with the number of people running the task.
- The live demonstration runs the actual product file in an isolated sandbox on fitting sample data; that section reports real results.

## 9. Conclusion & recommendation

For a one-time \$940, the estimated payback is about 39 days and the year-one value for a small team is ~\$43,200. On the numbers and the live demonstration, this product is a low-risk, high-leverage way to automate the task, cut cost, and free time for higher-value work.

Disclaimer: ROI figures are ILLUSTRATIVE estimates based on the stated assumptions and public benchmarks - not guarantees and not a measured result from any named company. The live demonstration reflects exactly what happened in the sandbox. Actual results vary by use case.